



WATER TESTING PROCEDURE – BACTERIOLOGICAL ANALYSIS – WELL WATER

INSTRUCTIONS – SAMPLE COLLECTION

DISINFECT TAP – Use a hypochlorite solution (1 part household bleach: 9 parts water), then flush line by running water for 3 to 5 minutes, or until service line is clear before sampling. (See instructions on the back of the “Sample Submission Form”).

WHIRL-PAK BAG – Please see instructions on back.

INSTRUCTIONS – LABORATORY FORM

- I. Provide all information requested.
- II. Additional comments:
 1. **System/Owner’s Name:** Name of water system, or name of business, or last name of owner of private well.
 2. **DEP DISTRICT:** Use “SW”
 3. **COLLECTION NUMBER:** Number bag to correspond to sample point; write the system’s name on the bag.
 4. The laboratory form will be mailed – provide a correct and **complete** mailing address on bottom left-hand corner of lab form.
 5. If you have any questions, please call (352) 540-6800 prior to sample collection.

AIRPORT OFFICE ANNEX – 15470 Flight Path Drive, Brooksville, FL 34604

- Samples are accepted **Tuesday, Wednesday, and Thursday** from 8:00 a.m. to 11:00 a.m., but **NEVER** on a MONDAY, FRIDAY, A HOLIDAY OR THE DAY BEFORE A HOLIDAY!
- A fee is collected when you pick up the bag(s).
- Return bag(s) same day after sample collection. Place the sample on a freezer cold pack and submit as soon as possible.

- Do **NOT** submit surface water samples, sewage treatment plant samples, etc. as a “drinking water bacteriological analysis” sample. **PRIOR ARRANGEMENTS** MUST BE SCHEDULED WITH THE LAB FOR THIS TYPE ANALYSIS.

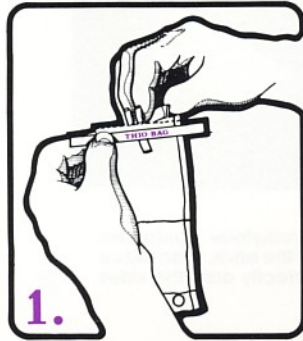
* Fill water bag to the top fill line (see instruction #3 below).

THIO-BAG^{T.M.}

Instructions for Use of Nasco's Sodium Thiosulfate Whirl-Pak® Bags

Caution: Do not allow the thio tablet to fall out of the bag.

OPENING




Tear off top at scored line.



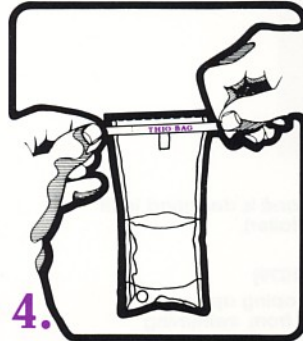
Pull tabs outward to open bag. Sometimes a pull on the bottom is also helpful.

FILLING

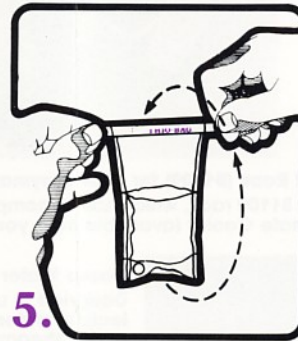


Fill bag to the fill line.

CLOSING



Pull wire ends to close bag.



Whirl bag 3 complete revolutions. (Do not roll tapes down.) Leave airspace for mixing in lab.



Turn tape wire inward on opposite face of fold.

NASCO, FORT ATKINSON, WISCONSIN 53538 • MODESTO, CALIFORNIA 95352

U-5352 PRINTED IN U.S.A.